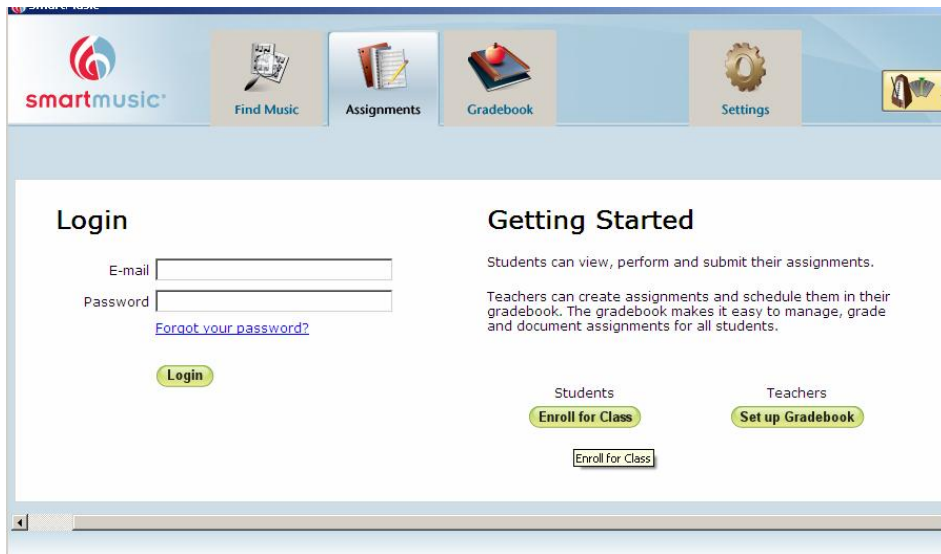
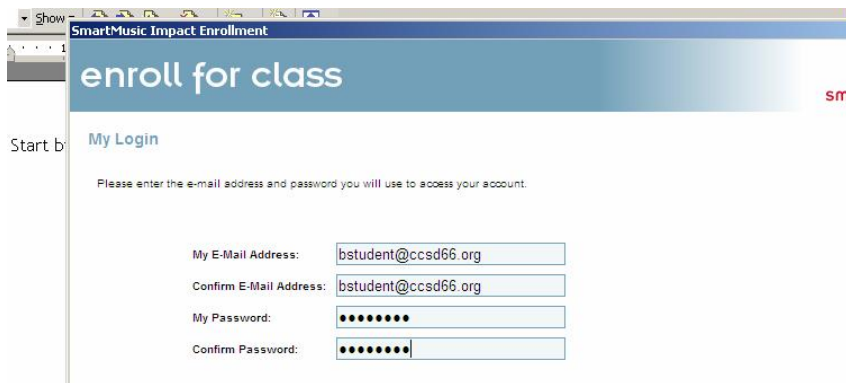


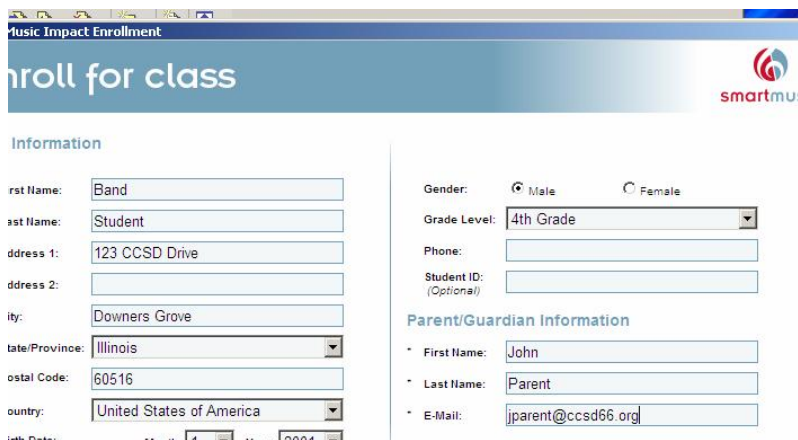
1. Start by clicking the “Enroll for Class” button under “Students.”



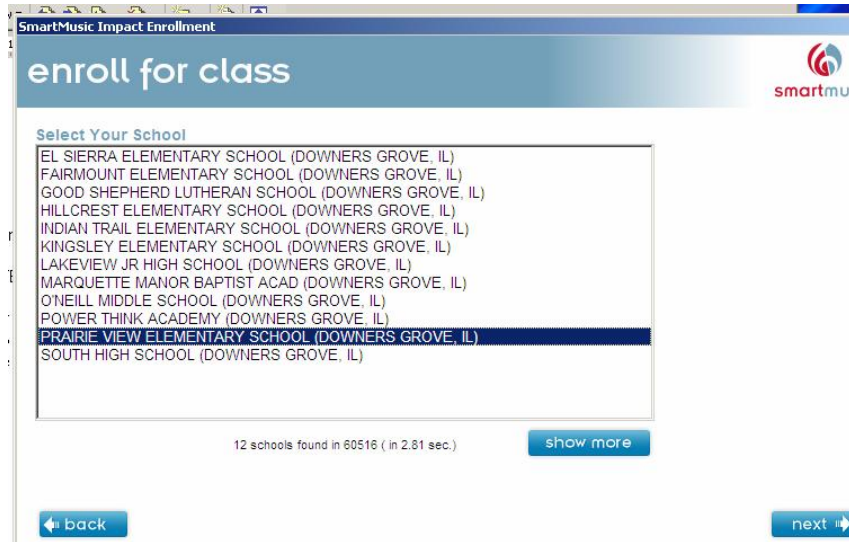
2. Type in your (child’s) first and last name. Click Next.
3. CREATE NEW LOG IN.
4. If your child has their own email, USE IT HERE. Confirm email, then create a password at least 6 characters long. Something easy to remember, like their school password plus a couple numbers.



5. Enter child’s first/last name, address, city, state, zip, gender and grade. No student ID or phone. Enter parent first/last name and parent email.



6. Choose Prairieview (or Lakeview). If our schools aren't listed, click "Show More" and find them.



7. Select teacher (Mr. Ohlsen or Mr. Tedeschi), select band (Beginning, Cadet at PV, Concert, Symphonic, Wind Ensemble, Jazz Band or Jazz Lab Band at LV).



8. Confirm your info.

9. You're enrolled!